

2023 TEXAS COUNTY ASSESSOR'S OFFICE REPORT TO THE EXCISE BOARD

07/29/2023

City/Village								
DISTRICT	DESCRIPTION	PERSONAL PROPERTY	REAL PROPERTY	PUBLIC SERVICE	TOTAL VALUATION	HOMESTEAD EXEMPTIONS	OTHER EXEMPTIONS	NET VALUATION
T010	GUYMON	25,806,288	73,675,335	5,363,223	104,844,846	1,585,500	151,652	103,107,694
T020	BAKER/TURPIN	79,521	221,874	0	301,395	11,000	0	290,395
T030	HARDESTY	100,594	597,841	55,315	753,750	25,000	17,126	711,624
T060	OPTIMA	1,171,067	1,179,268	77,811	2,428,146	41,000	7,564	2,379,582
T080	GOODWELL	467,549	2,952,556	451,418	3,871,523	99,000	0	3,772,523
T085	HOOKER	2,442,268	8,131,905	416,892	10,991,065	339,000	15,676	10,636,389
T090	TEXHOMA	571,147	3,904,790	502,047	4,977,984	162,100	0	4,815,884
T095	TYRONE	563,688	2,092,910	300,240	2,956,838	100,812	3,438	2,852,588
CITY/VILLAGE TOTAL VALUATION		31,202,122	92,756,479	7,166,946	131,125,547	2,363,412	195,456	128,566,679

County								
DISTRICT	DESCRIPTION	PERSONAL PROPERTY	REAL PROPERTY	PUBLIC SERVICE	TOTAL VALUATION	HOMESTEAD EXEMPTIONS	OTHER EXEMPTIONS	NET VALUATION
C001	Texas County	130,553,040	159,286,805	45,866,103	335,705,948	3,149,281	313,286	332,243,381
COUNTY TOTAL VALUATION		130,553,040	159,286,805	45,866,103	335,705,948	3,149,281	313,286	332,243,381

School								
DISTRICT	DESCRIPTION	PERSONAL PROPERTY	REAL PROPERTY	PUBLIC SERVICE	TOTAL VALUATION	HOMESTEAD EXEMPTIONS	OTHER EXEMPTIONS	NET VALUATION
S001	SD 1 YARBROUGH	6,270,612	8,178,454	1,015,485	15,464,551	68,670	8,013	15,387,868
S008	SD 8 & 8C GUYMON	51,706,003	95,017,851	27,013,105	173,736,959	1,850,140	246,213	171,640,606
S009	SD 9 & 9C OPTIMA	4,268,007	2,752,022	843,999	7,864,028	59,000	7,564	7,797,464
S011	JT 11- SD 2 BOISE CITY	8,636	124,844	0	133,480	0	0	133,480
S015	SD 15 & 15C HARDESTY	10,661,363	5,117,069	6,014,767	21,793,199	71,000	17,126	21,705,073
S023	SD 23 & 23C HOOKER	14,319,314	17,907,679	4,123,834	36,350,827	483,276	30,932	35,836,619
S053	SD 53 & 53C TYRONE	5,483,328	4,559,480	1,004,958	11,047,766	164,762	3,438	10,879,566
S060	SD 60 & 60C GOODWELL	19,591,723	7,242,712	1,892,378	28,726,813	148,333	0	28,578,480
S061	SD 61 & 61C TEXHOMA	8,357,011	10,441,241	1,502,675	20,300,927	213,100	0	20,087,827
S080	SD 80 STRAIGHT	6,730,337	4,487,313	1,438,422	12,656,072	43,000	0	12,613,072
S128	SD 128 TURPIN	3,156,706	3,458,140	1,016,480	7,631,326	48,000	0	7,583,326
TIF1	SEABOARD TIF	0	0	0	0	0	0	0

2023 TEXAS COUNTY ASSESSOR'S OFFICE REPORT TO THE EXCISE BOARD

07/29/2023

TIF-District								
DISTRICT	DESCRIPTION	PERSONAL PROPERTY	REAL PROPERTY	PUBLIC SERVICE	TOTAL VALUATION	HOMESTEAD EXEMPTIONS	OTHER EXEMPTIONS	NET VALUATION
TIF2	SEABOARD TIF2	3,525,358	1,663,525	0	5,188,883	0	0	5,188,883
TIF-DISTRICT TOTAL VALUATION		3,525,358	1,663,525	0	5,188,883	0	0	5,188,883

I, JUDYTH CAMPBELL, Assessor of TEXAS County Oklahoma, do hereby certify that the foregoing is a true and correct statement of valuations for Real Estate, Personal Property, Public Service and Homestead Exemptions as certified by the State Board of Equalization and shown by the records in the County Assessor's office. Subscribed by my name and affixed the seal of the County Assessor's office on this day of 07/29/2023.

State of Oklahoma)
) SS
 TEXAS County)

Judyth Campbell

7-29-23
Date

JUDYTH CAMPBELL
County Assessor
TEXAS County



I, , County Clerk of TEXAS County Oklahoma, do hereby certify that the above is a true, correct and complete list of the valuations of TEXAS County Oklahoma as certified by the TEXAS County Assessor's office.

Wendy Johnson
Kim Hubbard

County Clerk
TEXAS County

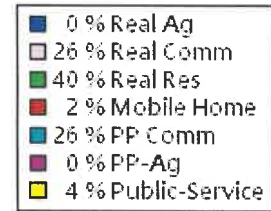
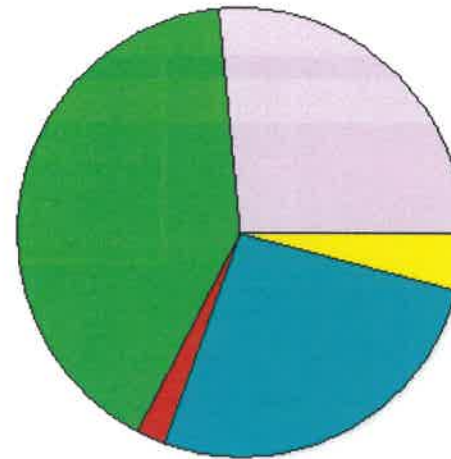


Excise Board:

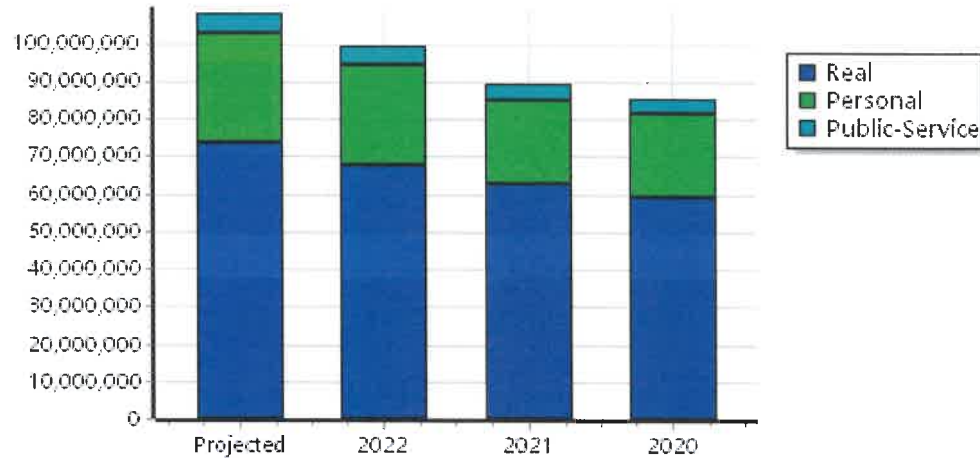
[Signature]

8/1/2023
Date

Real	Count	Value
Agricultural	44	645,610
Commercial	692	29,683,929
Residential	3,643	45,009,321
Total Real Value	4,379	75,338,860
Homestead	1,501	1,585,500
Veteran	8	151,652
Other	0	0
Total Exempt	1,594	1,737,152
TIF Increment Value		1,663,525
Net Assessed		71,938,183
Net Assessed Under Protest		
Senior Freeze	123	803,100
Capped Parcels	3,707	27,603,241



Personal	Count	Value
Agricultural	11	236,865
Commercial	534	27,652,383
Mobile Home	371	1,633,325
Total Personal	916	29,522,573
Total Exempt	9	190,927
TIF Increment Value		3,525,358
Net Assessed		25,806,288
Net Assessed Under Protest		
Public Service	Count	Value
Total PS Value	17	5,363,223
TIF Increment Value		0
Net Assessed		5,363,223



District Totals	
Total Gross Value	110,224,656
Homestead Loss	1,585,500
Other Exemption Loss	342,579
TIF Increment Value	5,188,883
Retained TIF Value	0
Net Assessed Value	103,107,694
Net Assessed Under Protest	

TIF Project Summary						
Code	Description	Expires	Base Value	Increment Value	Retained Inc	Total Value
2	SEABAORD TIF2	2045	18,797,301	5,188,883	0	23,986,184
Total TIF Valuation :			18,797,301	5,188,883	0	23,986,184

* Public Service Protests Values are not included on this report.

Real	Count	Value
Agricultural	0	0
Commercial	5	40,766
Residential	44	181,108
Total Real Value	49	221,874
Homestead	9	11,000
Veteran	0	0
Other	0	0
Total Exempt	11	11,000

TIF Increment Value

Net Assessed 210,874

Net Assessed Under Protest

Senior Freeze	2	10,688
Capped Parcels	47	228,192

Personal	Count	Value
Agricultural	3	38,146
Commercial	2	33,960
Mobile Home	2	7,415
Total Personal	7	79,521
Total Exempt	0	0

TIF Increment Value

Net Assessed 79,521

Net Assessed Under Protest

Public Service	Count	Value
Total PS Value	0	0

TIF Increment Value

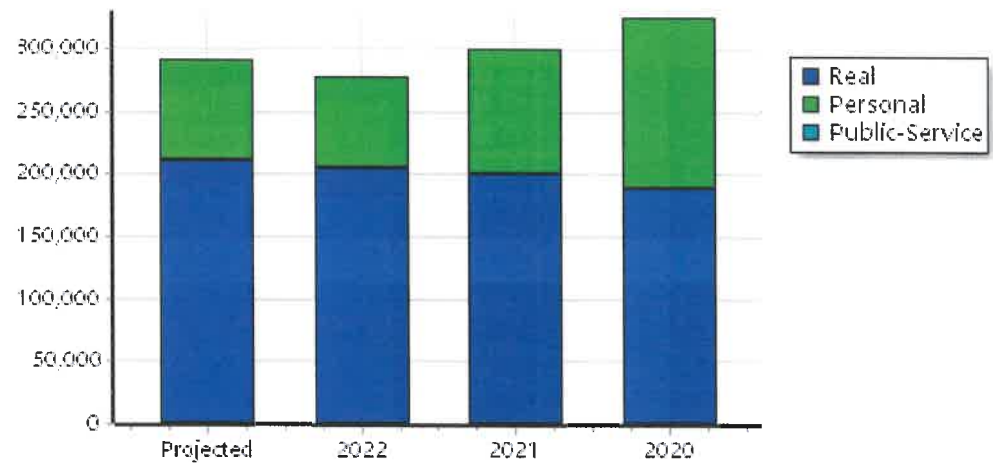
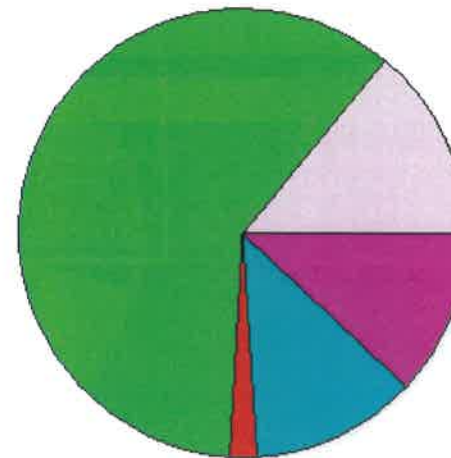
Net Assessed 0

District Totals

Total Gross Value	301,395
Homestead Loss	11,000
Other Exemption Loss	0
TIF Increment Value	
Retained TIF Value	
Net Assessed Value	290,395

Net Assessed Under Protest

* Public Service Protests Values are not included on this report.



Real	Count	Value
Agricultural	0	0
Commercial	29	132,757
Residential	142	465,084
Total Real Value	171	597,841
Homestead	25	25,000
Veteran	2	17,126
Other	0	0
Total Exempt	27	42,126

TIF Increment Value

Net Assessed 555,715

Net Assessed Under Protest

Senior Freeze	0	0
Capped Parcels	152	786,213

Personal	Count	Value
Agricultural	1	51,247
Commercial	15	20,332
Mobile Home	8	29,015
Total Personal	24	100,594
Total Exempt	0	0

TIF Increment Value

Net Assessed 100,594

Net Assessed Under Protest

Public Service	Count	Value
Total PS Value	4	55,315

TIF Increment Value

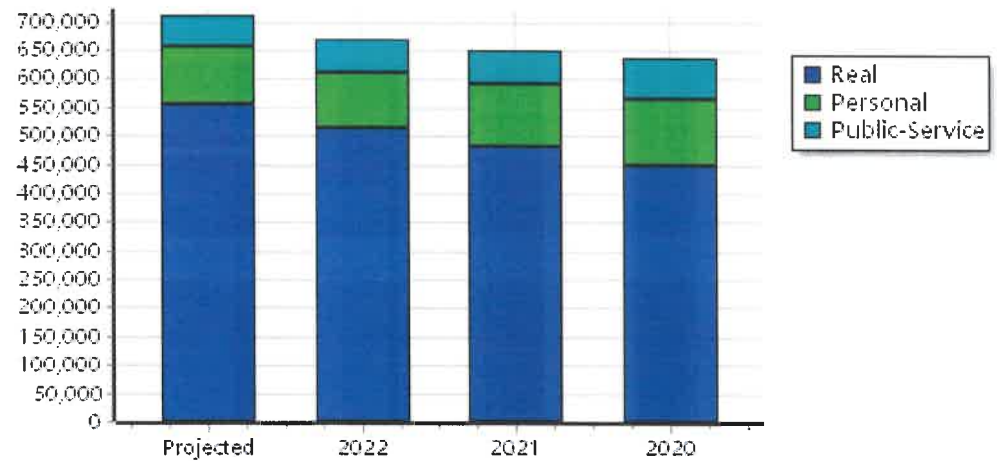
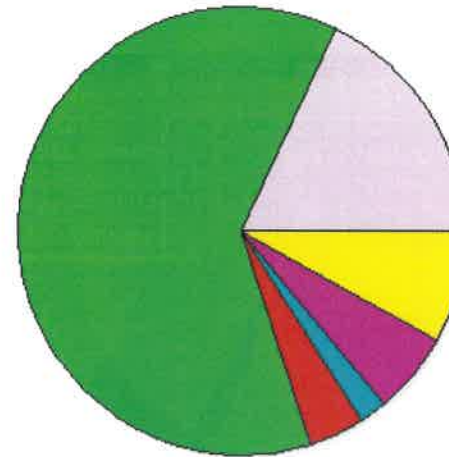
Net Assessed 55,315

District Totals

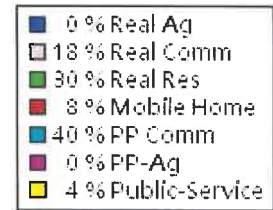
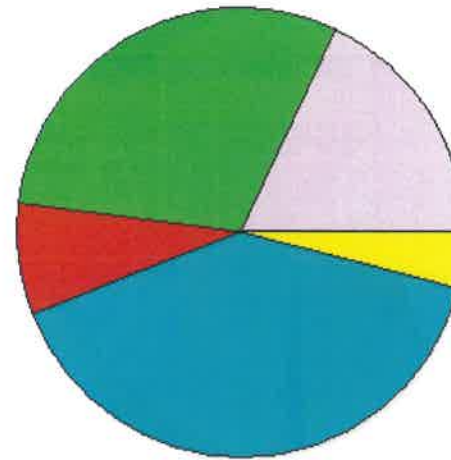
Total Gross Value	753,750
Homestead Loss	25,000
Other Exemption Loss	17,126
TIF Increment Value	
Retained TIF Value	
Net Assessed Value	711,624

Net Assessed Under Protest

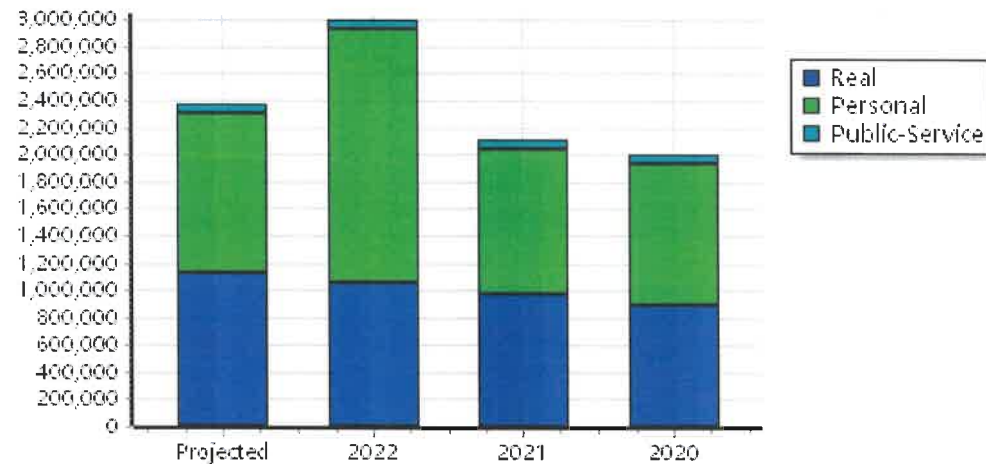
* Public Service Protests Values are not included on this report.



Real	Count	Value
Agricultural	1	147
Commercial	4	445,832
Residential	220	733,289
Total Real Value	225	1,179,268
Homestead	41	41,000
Veteran	1	7,564
Other	0	0
Total Exempt	42	48,564
TIF Increment Value		
Net Assessed		1,130,704
Net Assessed Under Protest		
Senior Freeze	0	0
Capped Parcels	207	642,601



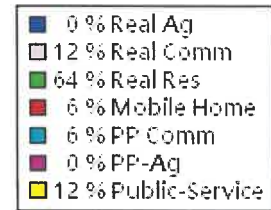
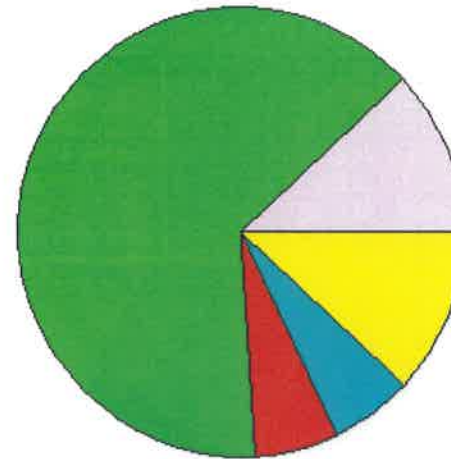
Personal	Count	Value
Agricultural	1	2,463
Commercial	13	953,618
Mobile Home	50	214,986
Total Personal	64	1,171,067
Total Exempt	0	0
TIF Increment Value		
Net Assessed		1,171,067
Net Assessed Under Protest		
Public Service	Count	Value
Total PS Value	6	77,811
TIF Increment Value		
Net Assessed		77,811



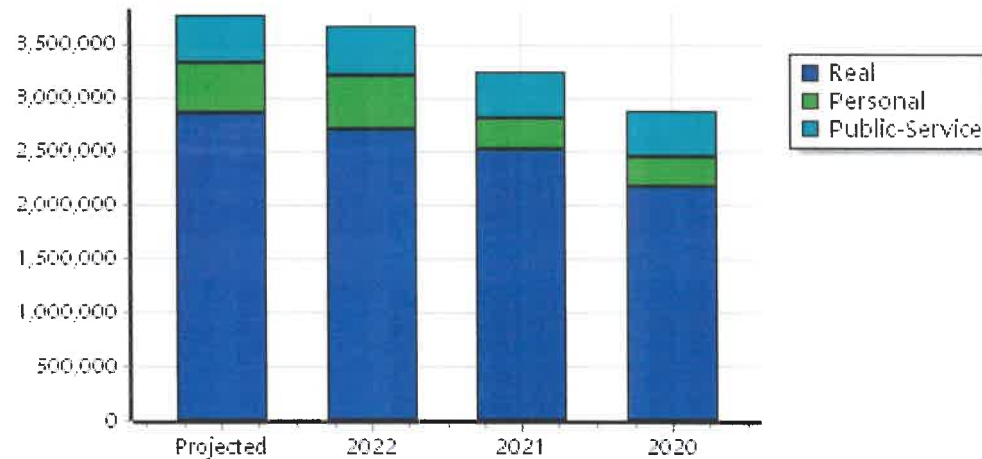
District Totals	
Total Gross Value	2,428,146
Homestead Loss	41,000
Other Exemption Loss	7,564
TIF Increment Value	
Retained TIF Value	
Net Assessed Value	2,379,582
Net Assessed Under Protest	

* Public Service Protests Values are not included on this report.

Real	Count	Value
Agricultural	2	29,502
Commercial	38	463,361
Residential	591	2,459,693
Total Real Value	631	2,952,556
Homestead	97	99,000
Veteran	0	0
Other	0	0
Total Exempt	99	99,000
TIF Increment Value		
Net Assessed		2,853,556
Net Assessed Under Protest		
Senior Freeze	3	22,030
Capped Parcels	635	10,380,839



Personal	Count	Value
Agricultural	2	3,237
Commercial	36	213,034
Mobile Home	57	251,278
Total Personal	95	467,549
Total Exempt	0	0
TIF Increment Value		
Net Assessed		467,549
Net Assessed Under Protest		
Public Service		
Total PS Value	8	451,418
TIF Increment Value		
Net Assessed		451,418



District Totals	
Total Gross Value	3,871,523
Homestead Loss	99,000
Other Exemption Loss	0
TIF Increment Value	
Retained TIF Value	
Net Assessed Value	3,772,523
Net Assessed Under Protest	

* Public Service Protests Values are not included on this report.

Real	Count	Value
Agricultural	3	14,933
Commercial	106	913,111
Residential	797	7,203,861
Total Real Value	906	8,131,905
Homestead	312	339,000
Veteran	1	15,676
Other	0	0
Total Exempt	340	354,676

TIF Increment Value

Net Assessed 7,777,229

Net Assessed Under Protest

Senior Freeze	33	225,908
Capped Parcels	756	5,102,280

Personal	Count	Value
Agricultural	8	216,687
Commercial	92	1,929,089
Mobile Home	92	296,492
Total Personal	192	2,442,268
Total Exempt	0	0

TIF Increment Value

Net Assessed 2,442,268

Net Assessed Under Protest

Public Service	Count	Value
Total PS Value	8	416,892

TIF Increment Value

Net Assessed 416,892

District Totals

Total Gross Value	10,991,065
Homestead Loss	339,000
Other Exemption Loss	15,676

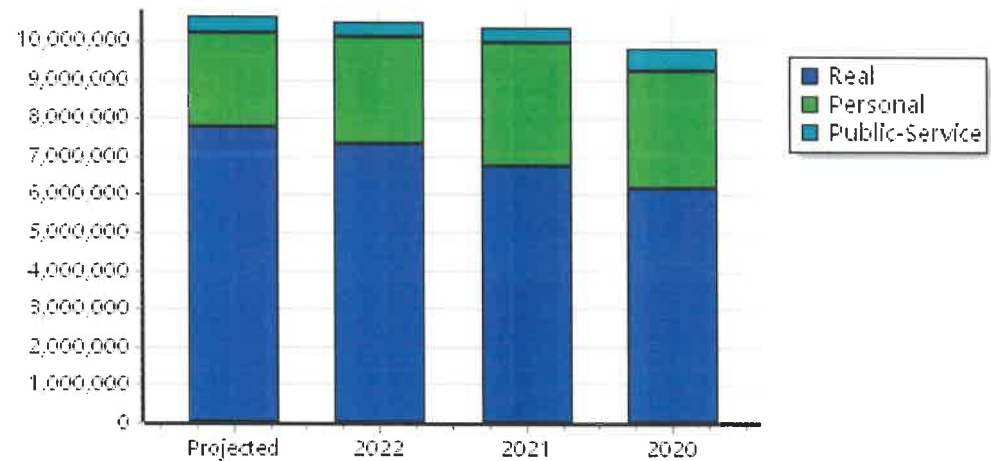
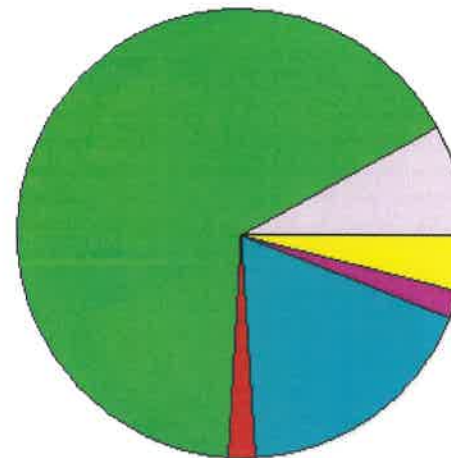
TIF Increment Value

Retained TIF Value

Net Assessed Value 10,636,389

Net Assessed Under Protest

* Public Service Protests Values are not included on this report.



Real	Count	Value
Agricultural	0	0
Commercial	73	525,778
Residential	514	3,379,012
Total Real Value	587	3,904,790
Homestead	153	162,100
Veteran	0	0
Other	0	0
Total Exempt	163	162,100

TIF Increment Value

Net Assessed 3,742,690

Net Assessed Under Protest

Senior Freeze	14	91,702
Capped Parcels	535	3,248,536

Personal	Count	Value
Agricultural	5	19,443
Commercial	49	418,149
Mobile Home	38	133,555
Total Personal	92	571,147
Total Exempt	0	0

TIF Increment Value

Net Assessed 571,147

Net Assessed Under Protest

Public Service	Count	Value
Total PS Value	8	502,047

TIF Increment Value

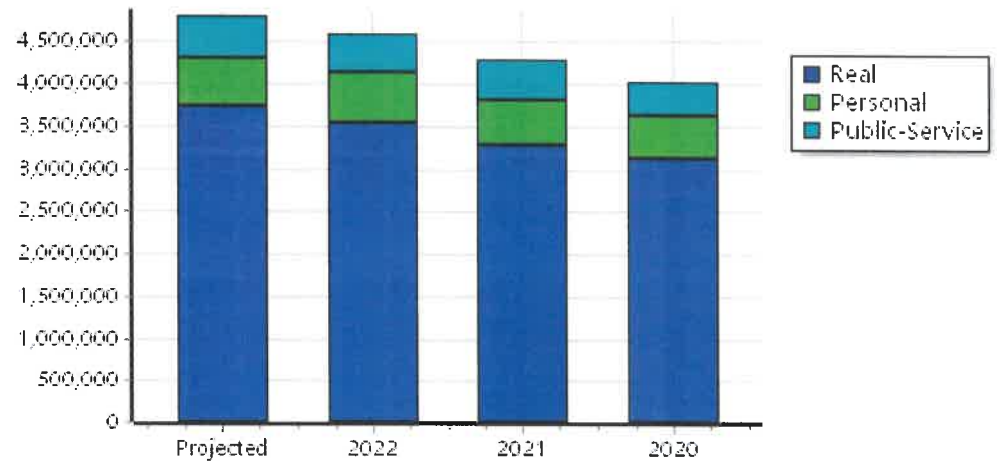
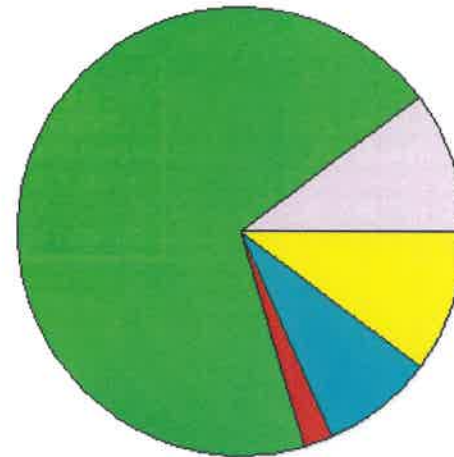
Net Assessed 502,047

District Totals

Total Gross Value	4,977,984
Homestead Loss	162,100
Other Exemption Loss	0
TIF Increment Value	
Retained TIF Value	
Net Assessed Value	4,815,884

Net Assessed Under Protest

* Public Service Protests Values are not included on this report.



Real	Count	Value
Agricultural	0	0
Commercial	14	136,668
Residential	365	1,956,242
Total Real Value	379	2,092,910
Homestead	94	100,812
Veteran	2	3,438
Other	0	0
Total Exempt	103	104,250

TIF Increment Value

Net Assessed 1,988,660

Net Assessed Under Protest

Senior Freeze	7	45,272
Capped Parcels	357	1,967,126

Personal	Count	Value
Agricultural	3	43,712
Commercial	19	215,988
Mobile Home	94	305,988
Total Personal	116	565,688
Total Exempt	1	2,000

TIF Increment Value

Net Assessed 563,688

Net Assessed Under Protest

Public Service	Count	Value
Total PS Value	6	300,240

TIF Increment Value

Net Assessed 300,240

District Totals

Total Gross Value	2,958,838
Homestead Loss	100,812
Other Exemption Loss	5,438

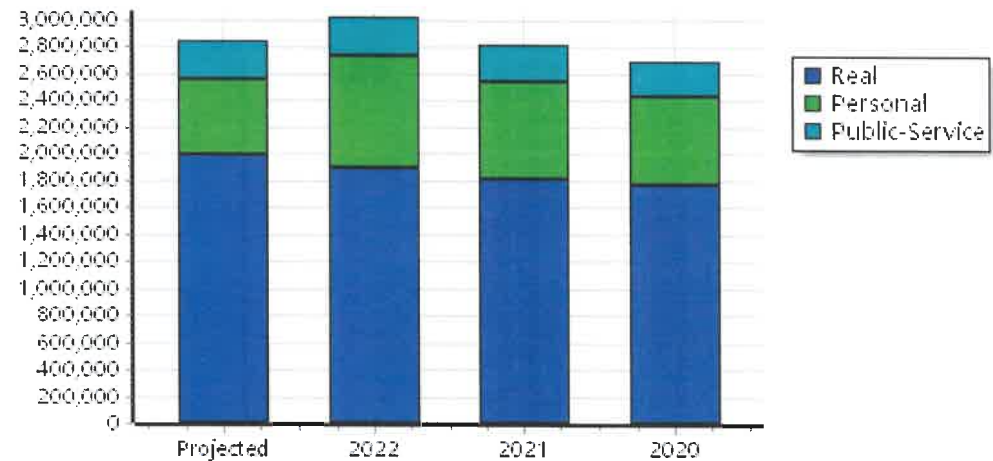
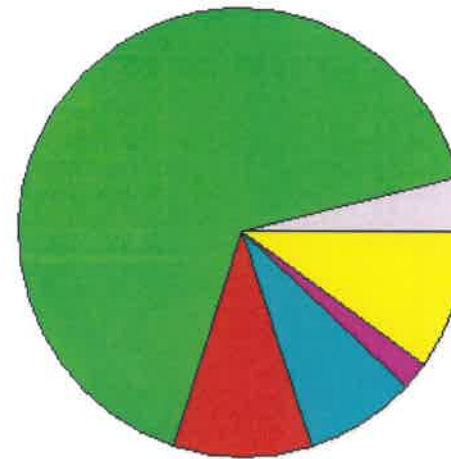
TIF Increment Value

Retained TIF Value

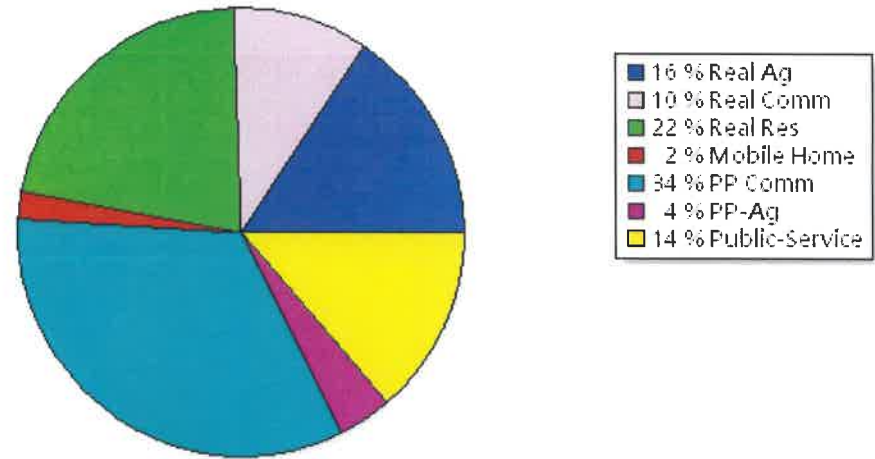
Net Assessed Value 2,852,588

Net Assessed Under Protest

* Public Service Protests Values are not included on this report.

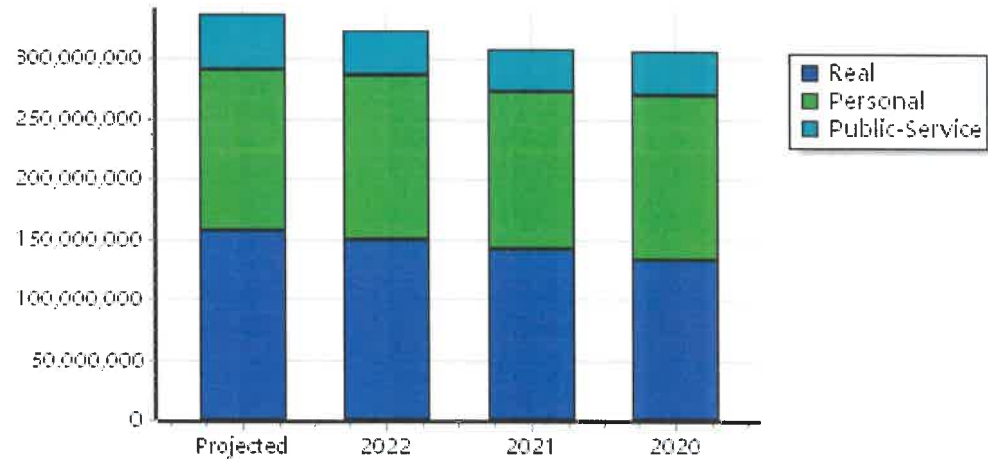


Real	Count	Value
Agricultural	7,991	51,395,273
Commercial	1,092	35,899,215
Residential	7,603	73,655,842
Total Real Value	16,686	160,950,330
Homestead	2,989	3,149,281
Veteran	19	313,286
Other	0	0
Total Exempt	3,174	3,462,567
TIF Increment Value		1,663,525
Net Assessed		155,824,238
Net Assessed Under Protest	0	0
Senior Freeze	228	1,629,509
Capped Parcels	9,474	70,713,280



Personal	Count	Value
Agricultural	735	12,359,068
Commercial	1,180	117,972,232
Mobile Home	977	3,946,225
Total Personal	2,892	134,277,525
Total Exempt	14	199,127
TIF Increment Value		3,525,358
Net Assessed		130,553,040
Net Assessed Under Protest	13	11,361,721

Public Service	Count	Value
Total PS Value	180	45,866,103
TIF Increment Value		0
Net Assessed		45,866,103

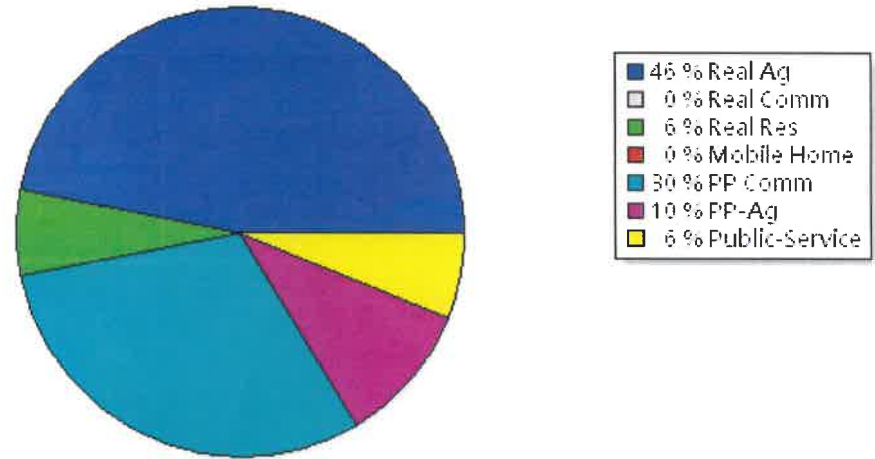


District Totals	
Total Gross Value	341,093,958
Homestead Loss	3,149,281
Other Exemption Loss	512,413
TIF Increment Value	5,188,883
Retained TIF Value	0
Net Assessed Value	332,243,381
Net Assessed Under Protest	11,361,721

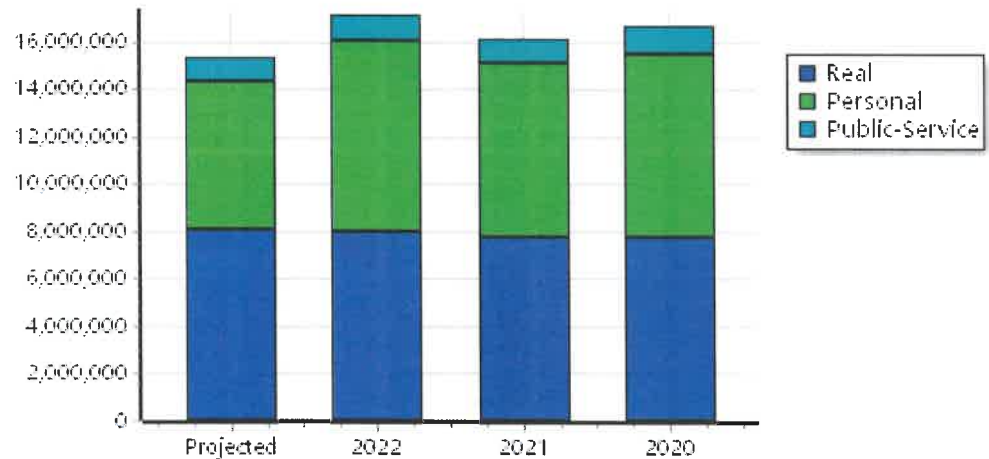
* Public Service Protests Values are not included on this report.

TIF Project Summary						
Code	Description	Expires	Base Value	Increment Value	Retained Inc	Total Value
2	SEABAORD TIF2	2045	18,797,301	5,188,883	0	23,986,184
Total TIF Valuation :			18,797,301	5,188,883	0	23,986,184

Real	Count	Value
Agricultural	1,285	7,161,439
Commercial	13	144,548
Residential	139	872,467
Total Real Value	1,437	8,178,454
Homestead	67	68,670
Veteran	1	8,013
Other	0	0
Total Exempt	71	76,683
TIF Increment Value		
Net Assessed		8,101,771
Net Assessed Under Protest	0	0
Senior Freeze	3	16,268
Capped Parcels	422	2,410,685



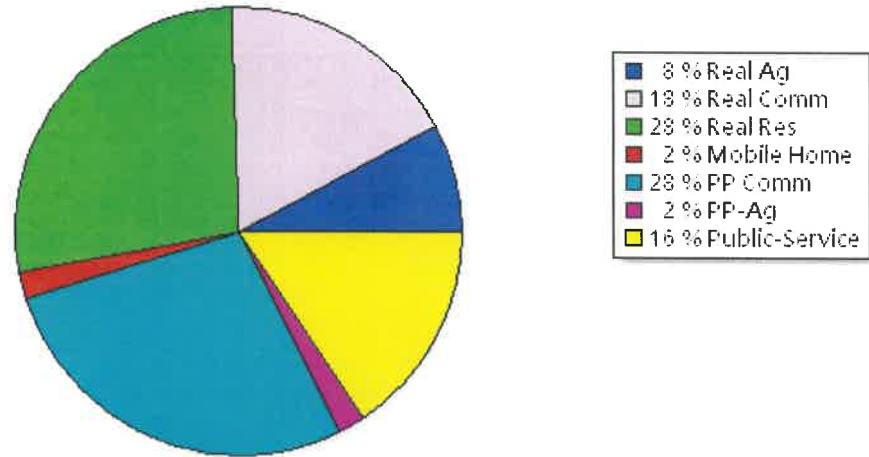
Personal	Count	Value
Agricultural	94	1,600,829
Commercial	39	4,629,361
Mobile Home	16	40,422
Total Personal	149	6,270,612
Total Exempt	0	0
TIF Increment Value		
Net Assessed		6,270,612
Net Assessed Under Protest	2	760,364
Public Service		
Total PS Value	10	1,015,485
TIF Increment Value		
Net Assessed		1,015,485



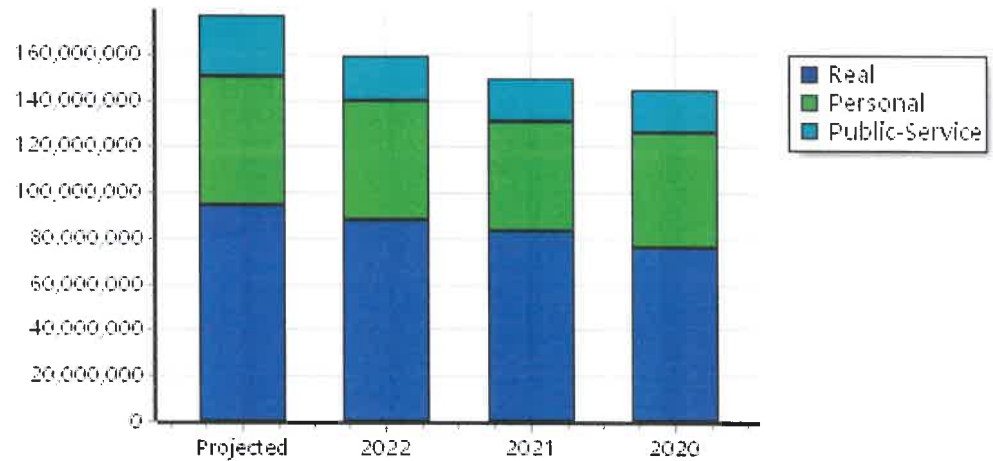
District Totals	
Total Gross Value	15,464,551
Homestead Loss	68,670
Other Exemption Loss	8,013
TIF Increment Value	
Retained TIF Value	
Net Assessed Value	15,387,868
Net Assessed Under Protest	760,364

* Public Service Protests Values are not included on this report.

Real	Count	Value
Agricultural	1,459	14,621,631
Commercial	754	31,218,322
Residential	4,033	50,841,423
Total Real Value	6,246	96,681,376
Homestead	1,758	1,850,140
Veteran	11	246,213
Other	0	0
Total Exempt	1,863	2,096,353
TIF Increment Value		1,663,525
Net Assessed		92,921,498
Net Assessed Under Protest	0	0
Senior Freeze	138	921,794
Capped Parcels	4,391	34,628,290



Personal	Count	Value
Agricultural	156	2,234,496
Commercial	680	51,162,174
Mobile Home	482	2,029,618
Total Personal	1,318	55,426,288
Total Exempt	11	194,927
TIF Increment Value		3,525,358
Net Assessed		51,706,003
Net Assessed Under Protest	2	2,265,668
Public Service	Count	Value
Total PS Value	34	27,013,105
TIF Increment Value		0
Net Assessed		27,013,105



District Totals	
Total Gross Value	179,120,769
Homestead Loss	1,850,140
Other Exemption Loss	441,140
TIF Increment Value	5,188,883
Retained TIF Value	0
Net Assessed Value	171,640,606
Net Assessed Under Protest	2,265,668

TIF Project Summary						
Code	Description	Expires	Base Value	Increment Value	Retained Inc	Total Value
2	SEABAORD TIF2	2045	18,797,301	5,188,883	0	23,986,184
Total TIF Valuation :			18,797,301	5,188,883	0	23,986,184

* Public Service Protests Values are not included on this report.

Real	Count	Value
Agricultural	297	1,169,018
Commercial	8	543,910
Residential	244	1,039,094
Total Real Value	549	2,752,022
Homestead	58	59,000
Veteran	1	7,564
Other	0	0
Total Exempt	60	66,564

TIF Increment Value

Net Assessed		2,685,458
Net Assessed Under Protest	0	0
Senior Freeze	2	11,725
Capped Parcels	289	1,418,346

Personal	Count	Value
Agricultural	24	401,786
Commercial	34	3,611,926
Mobile Home	64	256,295
Total Personal	122	4,270,007
Total Exempt	1	2,000

TIF Increment Value

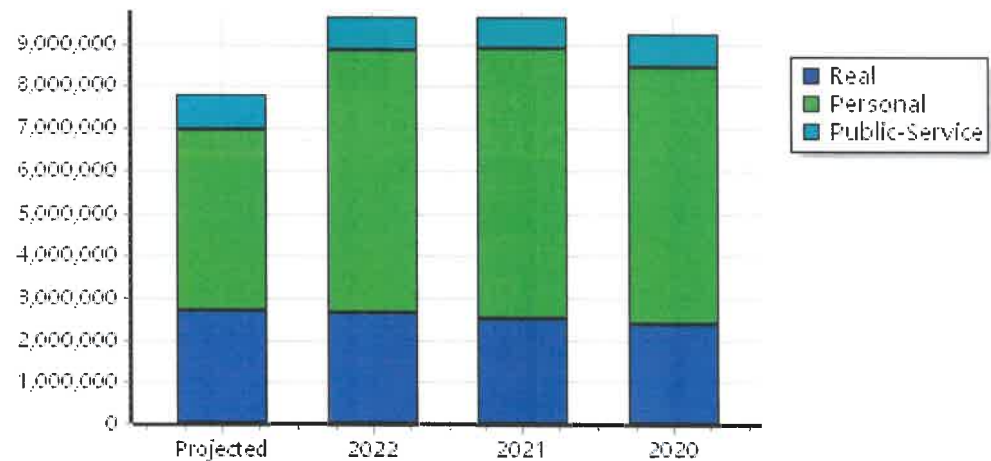
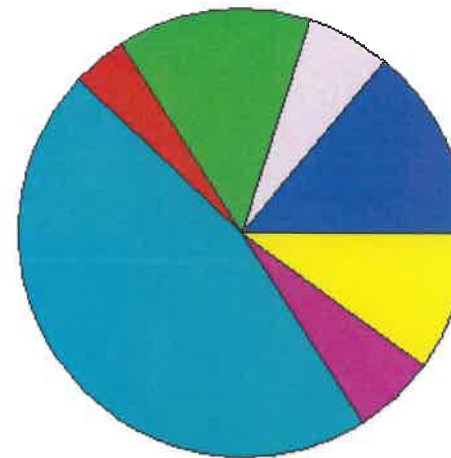
Net Assessed		4,268,007
Net Assessed Under Protest	1	47,732

Public Service	Count	Value
Total PS Value	17	843,999
TIF Increment Value		
Net Assessed		843,999

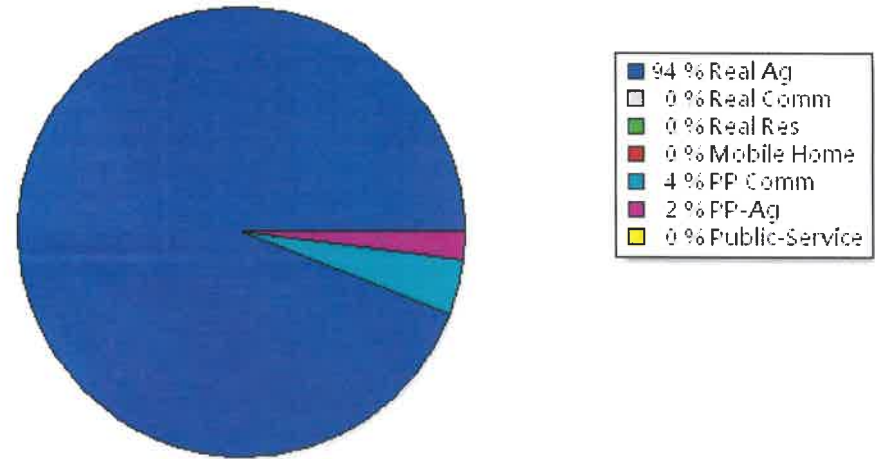
District Totals

Total Gross Value	7,866,028
Homestead Loss	59,000
Other Exemption Loss	9,564
TIF Increment Value	
Retained TIF Value	
Net Assessed Value	7,797,464
Net Assessed Under Protest	47,732

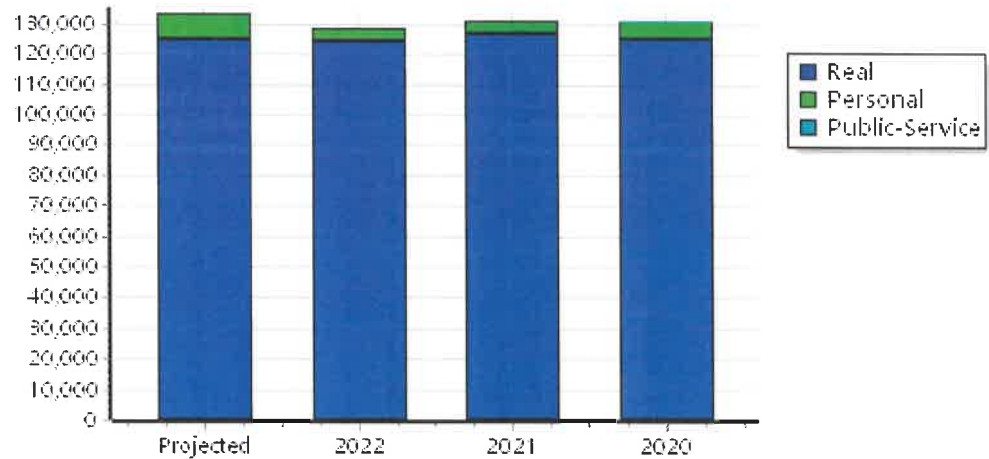
* Public Service Protests Values are not included on this report.



Real	Count	Value
Agricultural	30	124,844
Commercial	0	0
Residential	0	0
Total Real Value	30	124,844
Homestead	0	0
Veteran	0	0
Other	0	0
Total Exempt	0	0
TIF Increment Value		
Net Assessed		124,844
Net Assessed Under Protest	0	0
Senior Freeze	0	0
Capped Parcels	9	16,678



Personal	Count	Value
Agricultural	1	2,886
Commercial	1	5,750
Mobile Home	0	0
Total Personal	2	8,636
Total Exempt	0	0
TIF Increment Value		
Net Assessed		8,636
Net Assessed Under Protest	1	4,178
Public Service		
Total PS Value	0	0
TIF Increment Value		
Net Assessed		0



District Totals	
Total Gross Value	133,480
Homestead Loss	0
Other Exemption Loss	0
TIF Increment Value	
Retained TIF Value	
Net Assessed Value	133,480
Net Assessed Under Protest	4,178

* Public Service Protests Values are not included on this report.

Real	Count	Value
Agricultural	837	4,048,412
Commercial	33	329,802
Residential	289	738,855
Total Real Value	1,159	5,117,069
Homestead	71	71,000
Veteran	2	17,126
Other	0	0
Total Exempt	73	88,126

TIF Increment Value

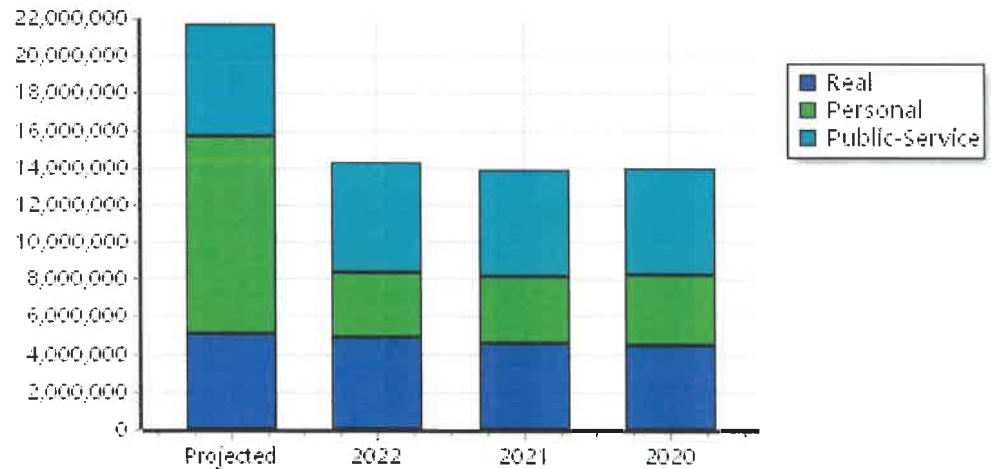
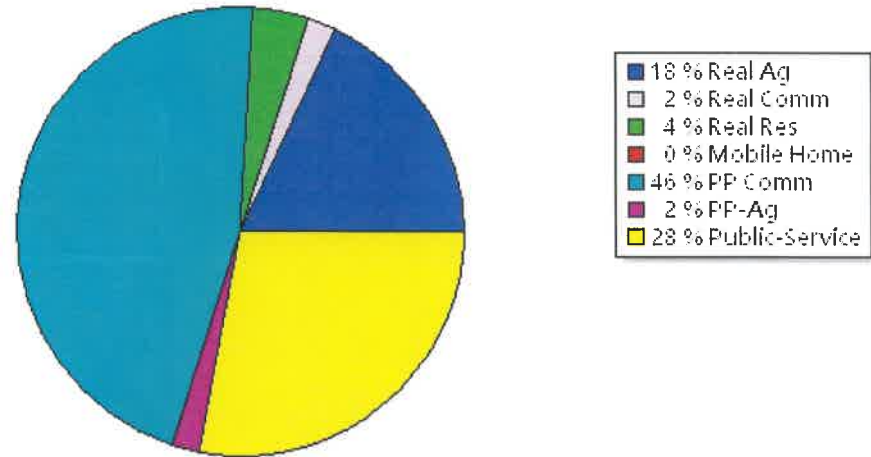
Net Assessed		5,028,943
Net Assessed Under Protest	0	0
Senior Freeze	0	0
Capped Parcels	578	2,271,886

Personal	Count	Value
Agricultural	55	414,506
Commercial	36	10,169,332
Mobile Home	16	77,725
Total Personal	107	10,661,563
Total Exempt	1	200

TIF Increment Value

Net Assessed		10,661,363
Net Assessed Under Protest	1	1,325,473

Public Service	Count	Value
Total PS Value	16	6,014,767
TIF Increment Value		
Net Assessed		6,014,767

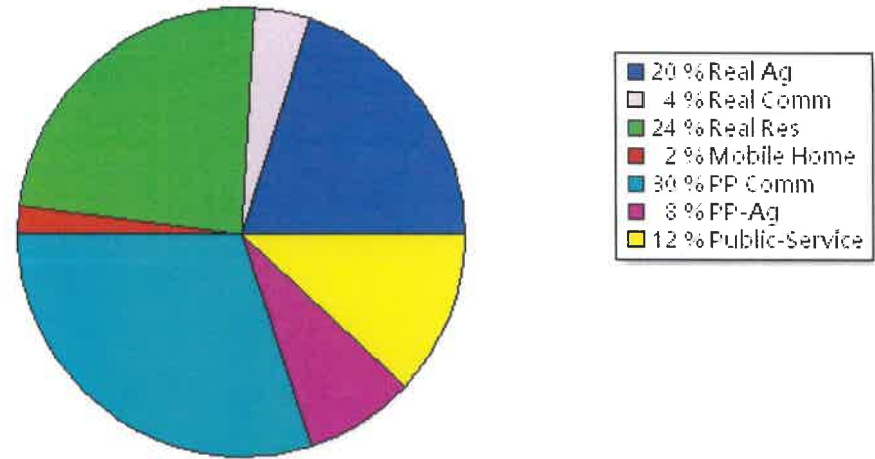


District Totals

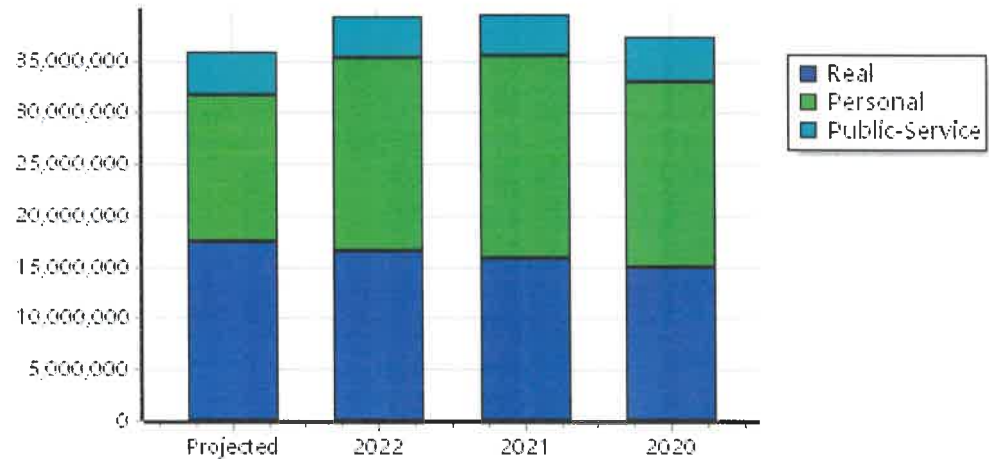
Total Gross Value	21,793,399
Homestead Loss	71,000
Other Exemption Loss	17,326
TIF Increment Value	
Retained TIF Value	
Net Assessed Value	21,705,073
Net Assessed Under Protest	1,325,473

* Public Service Protests Values are not included on this report.

Real	Count	Value
Agricultural	1,408	7,295,208
Commercial	120	1,575,781
Residential	1,031	9,036,690
Total Real Value	2,559	17,907,679
Homestead	449	483,276
Veteran	2	30,932
Other	0	0
Total Exempt	486	514,208
TIF Increment Value		
Net Assessed		17,393,471
Net Assessed Under Protest	0	0
Senior Freeze	46	401,966
Capped Parcels	1,260	9,278,960



Personal	Count	Value
Agricultural	122	3,257,148
Commercial	161	10,587,061
Mobile Home	131	475,105
Total Personal	414	14,319,314
Total Exempt	0	0
TIF Increment Value		
Net Assessed		14,319,314
Net Assessed Under Protest	1	2,025,434
Public Service	Count	Value
Total PS Value	28	4,123,834
TIF Increment Value		
Net Assessed		4,123,834



District Totals	
Total Gross Value	36,350,827
Homestead Loss	483,276
Other Exemption Loss	30,932
TIF Increment Value	
Retained TIF Value	
Net Assessed Value	35,836,619
Net Assessed Under Protest	2,025,434

* Public Service Protests Values are not included on this report.

Real	Count	Value
Agricultural	315	1,584,203
Commercial	18	139,500
Residential	448	2,835,777
Total Real Value	781	4,559,480
Homestead	155	164,762
Veteran	2	3,438
Other	0	0
Total Exempt	167	168,200

TIF Increment Value

Net Assessed		4,391,280
Net Assessed Under Protest	0	0
Senior Freeze	10	70,736
Capped Parcels	479	2,558,560

Personal	Count	Value
Agricultural	43	805,844
Commercial	33	4,302,682
Mobile Home	114	376,802
Total Personal	190	5,485,328
Total Exempt	1	2,000

TIF Increment Value

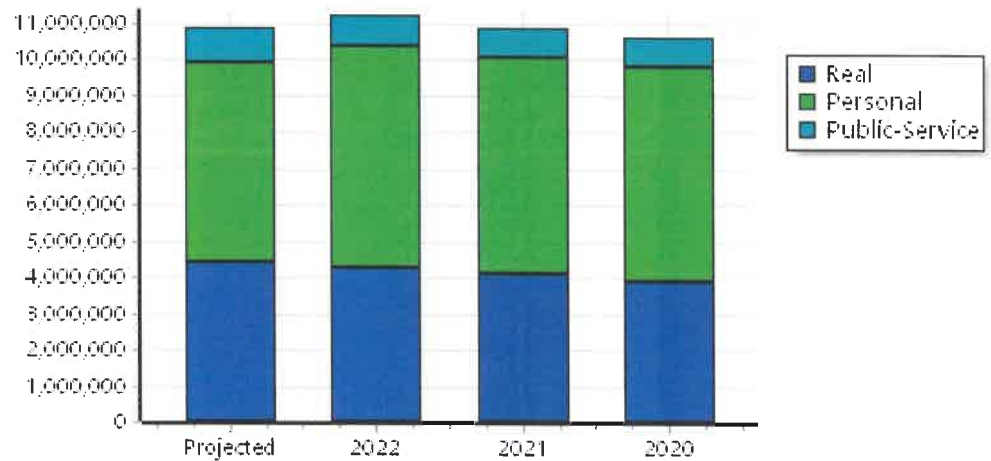
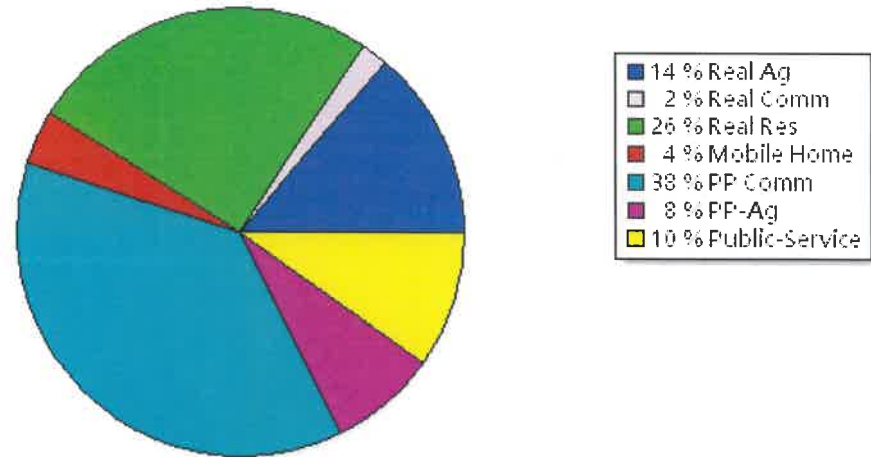
Net Assessed		5,483,328
Net Assessed Under Protest	1	89,789

Public Service	Count	Value
Total PS Value	15	1,004,958
TIF Increment Value		
Net Assessed		1,004,958

District Totals

Total Gross Value	11,049,766
Homestead Loss	164,762
Other Exemption Loss	5,438
TIF Increment Value	
Retained TIF Value	
Net Assessed Value	10,879,566
Net Assessed Under Protest	89,789

* Public Service Protests Values are not included on this report.



Real	Count	Value
Agricultural	576	3,961,064
Commercial	42	470,116
Residential	619	2,811,532
Total Real Value	1,237	7,242,712
Homestead	145	148,333
Veteran	0	0
Other	0	0
Total Exempt	149	148,333

TIF Increment Value

Net Assessed		7,094,379
Net Assessed Under Protest	0	0
Senior Freeze	5	39,205
Capped Parcels	838	11,546,807

Personal	Count	Value
Agricultural	56	536,964
Commercial	71	18,641,020
Mobile Home	91	413,739
Total Personal	218	19,591,723
Total Exempt	0	0

TIF Increment Value

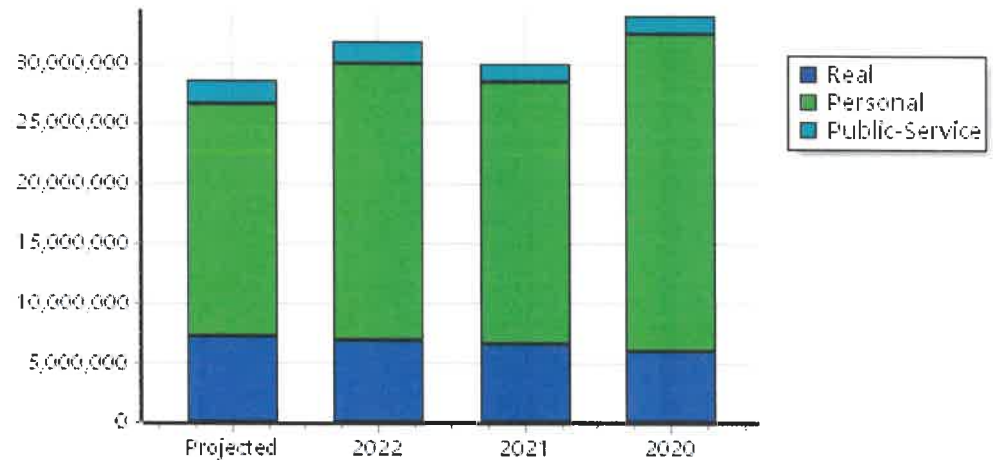
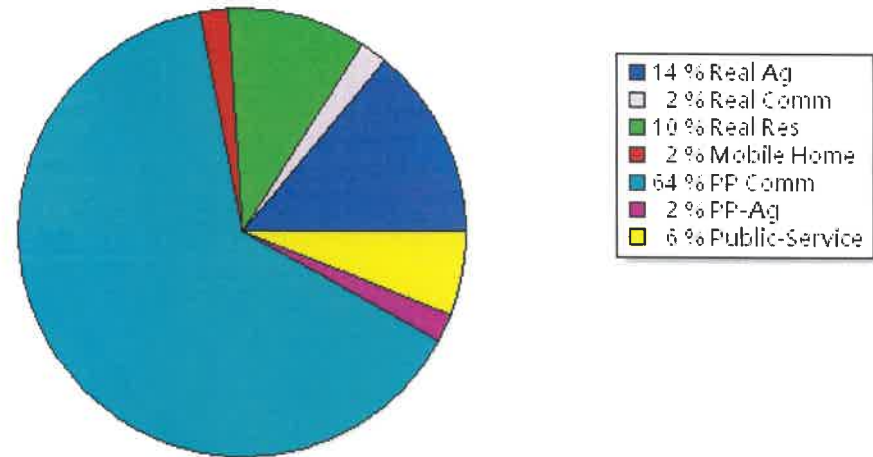
Net Assessed		19,591,723
Net Assessed Under Protest	1	694,176

Public Service	Count	Value
Total PS Value	19	1,892,378
TIF Increment Value		
Net Assessed		1,892,378

District Totals

Total Gross Value	28,726,813
Homestead Loss	148,333
Other Exemption Loss	0
TIF Increment Value	
Retained TIF Value	
Net Assessed Value	28,578,480
Net Assessed Under Protest	694,176

* Public Service Protests Values are not included on this report.



Real	Count	Value
Agricultural	786	5,466,843
Commercial	84	698,480
Residential	639	4,275,918
Total Real Value	1,509	10,441,241
Homestead	202	213,100
Veteran	0	0
Other	0	0
Total Exempt	214	213,100

TIF Increment Value

Net Assessed		10,228,141
Net Assessed Under Protest	0	0
Senior Freeze	18	126,487
Capped Parcels	886	4,470,896

Personal	Count	Value
Agricultural	70	1,223,282
Commercial	84	6,963,656
Mobile Home	45	170,073
Total Personal	199	8,357,011
Total Exempt	0	0

TIF Increment Value

Net Assessed		8,357,011
Net Assessed Under Protest	1	729,711

Public Service	Count	Value
Total PS Value	18	1,502,675

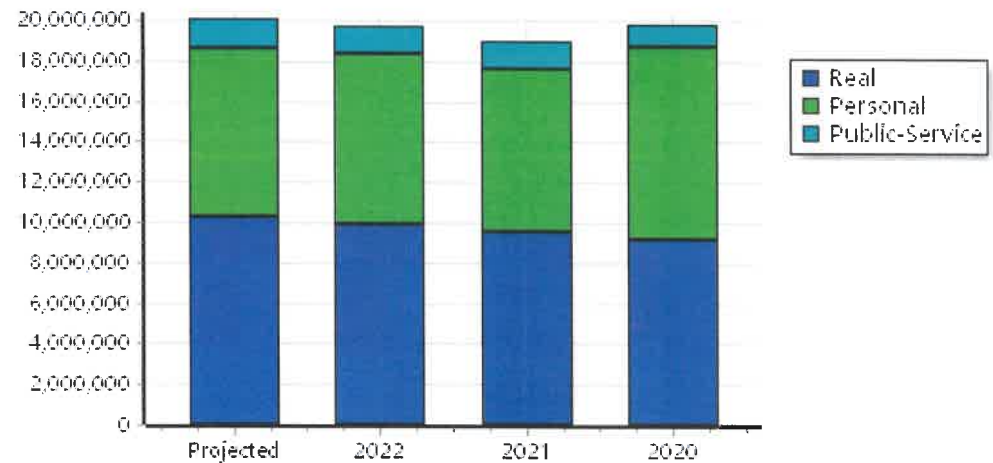
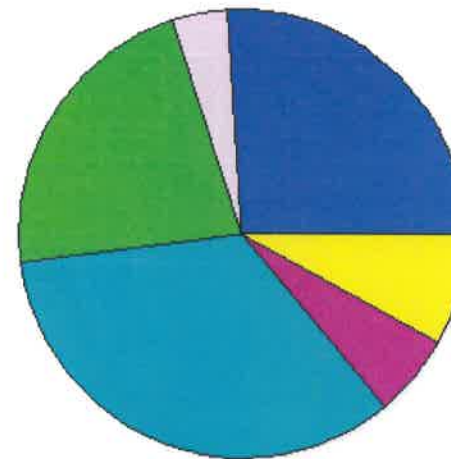
TIF Increment Value

Net Assessed		1,502,675
---------------------	--	------------------

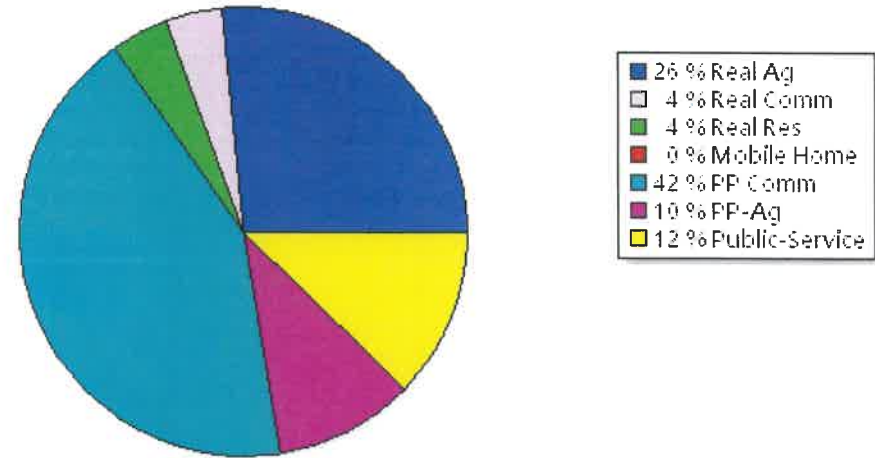
District Totals

Total Gross Value	20,300,927
Homestead Loss	213,100
Other Exemption Loss	0
TIF Increment Value	
Retained TIF Value	
Net Assessed Value	20,087,827
Net Assessed Under Protest	729,711

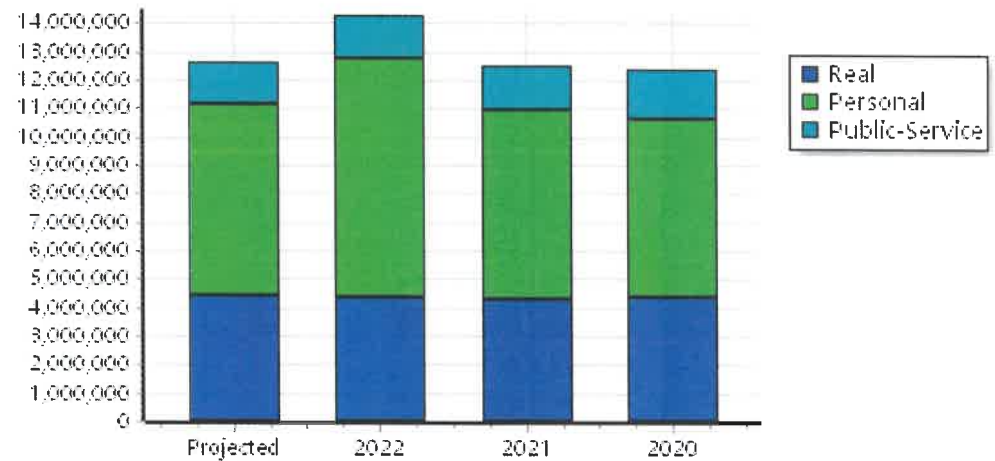
* Public Service Protests Values are not included on this report.



Real	Count	Value
Agricultural	596	3,386,035
Commercial	9	551,534
Residential	76	549,744
Total Real Value	681	4,487,313
Homestead	42	43,000
Veteran	0	0
Other	0	0
Total Exempt	43	43,000
TIF Increment Value		
Net Assessed		4,444,313
Net Assessed Under Protest	0	0
Senior Freeze	1	5,611
Capped Parcels	181	1,043,654



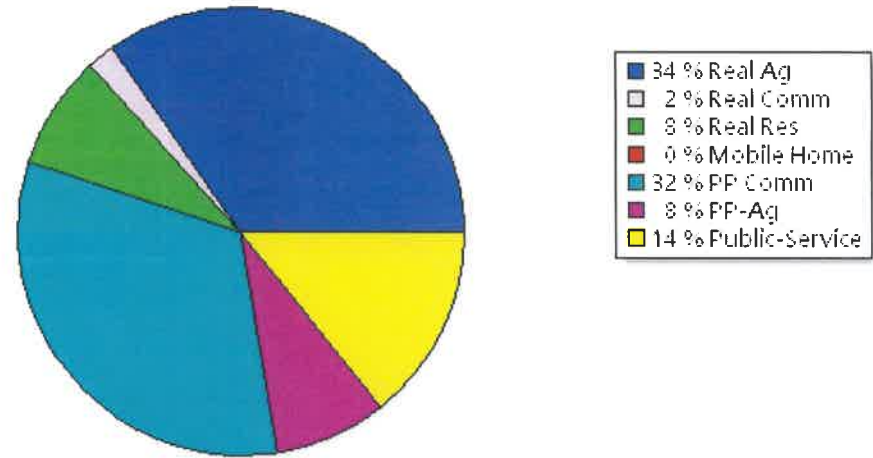
Personal	Count	Value
Agricultural	77	1,254,156
Commercial	23	5,412,451
Mobile Home	9	63,730
Total Personal	109	6,730,337
Total Exempt	0	0
TIF Increment Value		
Net Assessed		6,730,337
Net Assessed Under Protest	1	1,824,439
Public Service		
Total PS Value	9	1,438,422
TIF Increment Value		
Net Assessed		1,438,422



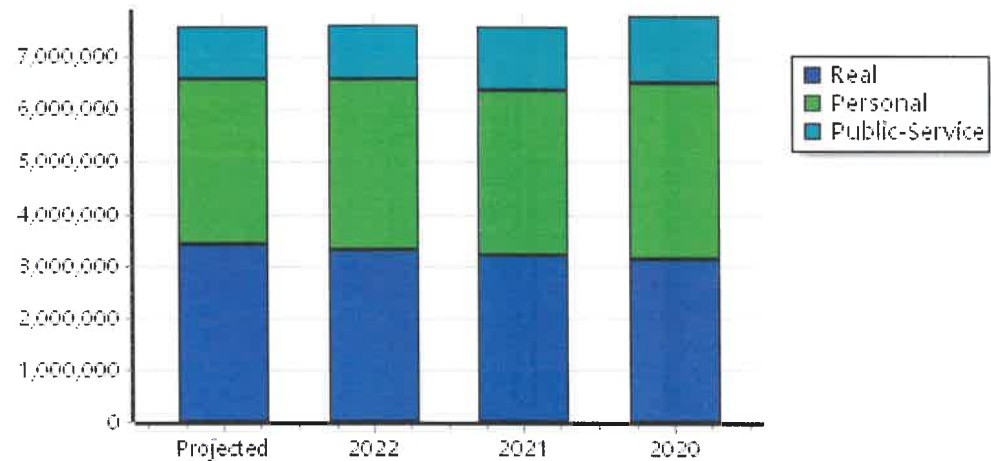
District Totals	
Total Gross Value	12,656,072
Homestead Loss	43,000
Other Exemption Loss	0
TIF Increment Value	
Retained TIF Value	
Net Assessed Value	12,613,072
Net Assessed Under Protest	1,824,439

* Public Service Protests Values are not included on this report.

Real	Count	Value
Agricultural	402	2,576,576
Commercial	11	227,222
Residential	85	654,342
Total Real Value	498	3,458,140
Homestead	42	48,000
Veteran	0	0
Other	0	0
Total Exempt	48	48,000
TIF Increment Value		
Net Assessed		3,410,140
Net Assessed Under Protest	0	0
Senior Freeze	5	35,717
Capped Parcels	141	1,068,518



Personal	Count	Value
Agricultural	37	627,171
Commercial	18	2,486,819
Mobile Home	9	42,716
Total Personal	64	3,156,706
Total Exempt	0	0
TIF Increment Value		
Net Assessed		3,156,706
Net Assessed Under Protest	1	1,594,757
Public Service	Count	Value
Total PS Value	14	1,016,480
TIF Increment Value		
Net Assessed		1,016,480



District Totals	
Total Gross Value	7,631,326
Homestead Loss	48,000
Other Exemption Loss	0
TIF Increment Value	
Retained TIF Value	
Net Assessed Value	7,583,326
Net Assessed Under Protest	1,594,757

* Public Service Protests Values are not included on this report.

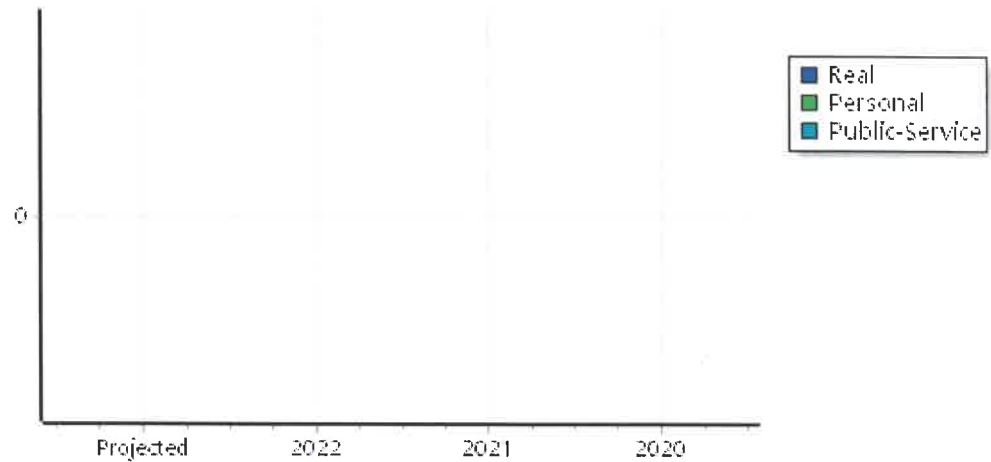
Real	Count	Value
Agricultural	0	0
Commercial	0	0
Residential	0	0
Total Real Value	0	0
Homestead	0	0
Veteran	0	0
Other	0	0
Total Exempt	0	0
TIF Increment Value		
Net Assessed		0
Net Assessed Under Protest		
Senior Freeze	0	0
Capped Parcels	0	0

Personal	Count	Value
Agricultural	0	0
Commercial	0	0
Mobile Home	0	0
Total Personal	0	0
Total Exempt	0	0
TIF Increment Value		
Net Assessed		0
Net Assessed Under Protest		

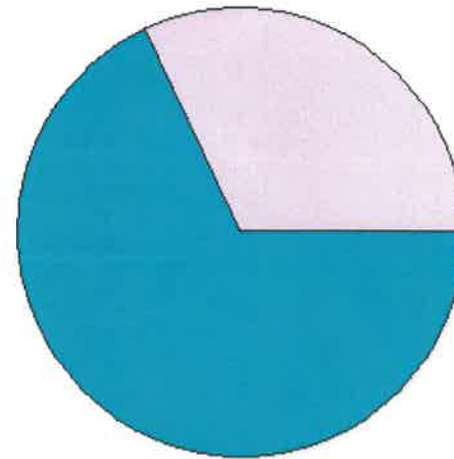
Public Service	Count	Value
Total PS Value	0	0
TIF Increment Value		
Net Assessed		0

District Totals	
Total Gross Value	0
Homestead Loss	0
Other Exemption Loss	0
TIF Increment Value	
Retained TIF Value	
Net Assessed Value	0
Net Assessed Under Protest	

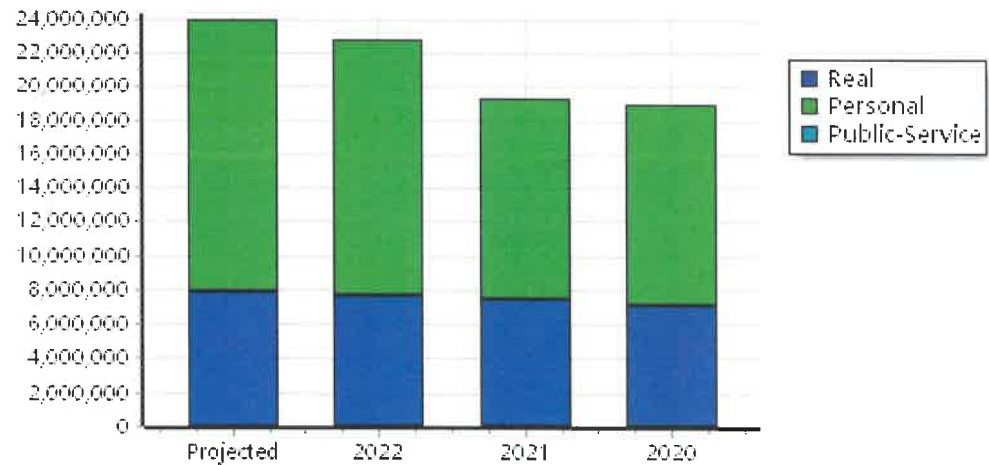
* Public Service Protests Values are not included on this report.



Real	Count	Value
Agricultural	0	0
Commercial	5	7,914,334
Residential	0	0
Total Real Value	5	7,914,334
Homestead	0	0
Veteran	0	0
Other	0	0
Total Exempt	0	0
TIF Base/Retained Value		6,250,809
Net Assessed		1,663,525
Net Assessed Under Protest		
Senior Freeze	0	0
Capped Parcels	1	781,796



Personal	Count	Value
Agricultural	0	0
Commercial	12	16,071,850
Mobile Home	0	0
Total Personal	12	16,071,850
Total Exempt	0	0
TIF Base/Retained Value		12,546,492
Net Assessed		3,525,358
Net Assessed Under Protest		
Public Service	Count	Value
Total PS Value	0	0
TIF Base/Retained Value		0
Net Assessed		0



District Totals	
Total Gross Value	23,986,184
Homestead Loss	0
Other Exemption Loss	0
TIF Base Value	18,797,301
Base Retained Value	0
Net Assessed Value	5,188,883
Net Assessed Under Protest	

TIF Project Summary						
Code	Description	Expires	Base Value	Increment Value	Retained Inc	Total Value
2	SEABAORD TIF2	2045	18,797,301	5,188,883	0	23,986,184
Total TIF Valuation :			18,797,301	5,188,883	0	23,986,184

* Public Service Protests Values are not included on this report.